


We UVCare...




PROLINE PQ WW IL

Application Optimized UV for Waste Water Reuse



NWRI validated UV treatment for Waste Water Reuse

Our ProLine PQ WW IL range of Waste Water Reuse UV solutions have been protecting people and the environment from harmful contamination from bacteria and viruses for decades. With increasing urbanisation and water stress the need for tertiary treatment and disinfection of waste water is growing to enable safe and secure recovery of waste water for use as irrigation water, aquifer recharge or for direct reuse as process water in industry or as drinking water. UV is also growing in popularity in this application as it provides a proven alternative to Chlorination avoiding the generation of potentially harmful by-products. This is particularly useful when the waste water is discharged into sensitive environments of critical reuse applications. The ProLine PQ WW IL are compact medium pressure lamp systems and have been validated by a third party to the NWRI standard across a wide range of dose, flow and UVT parameters and have proven performance for disinfection after sand filter and membrane filters.



berson

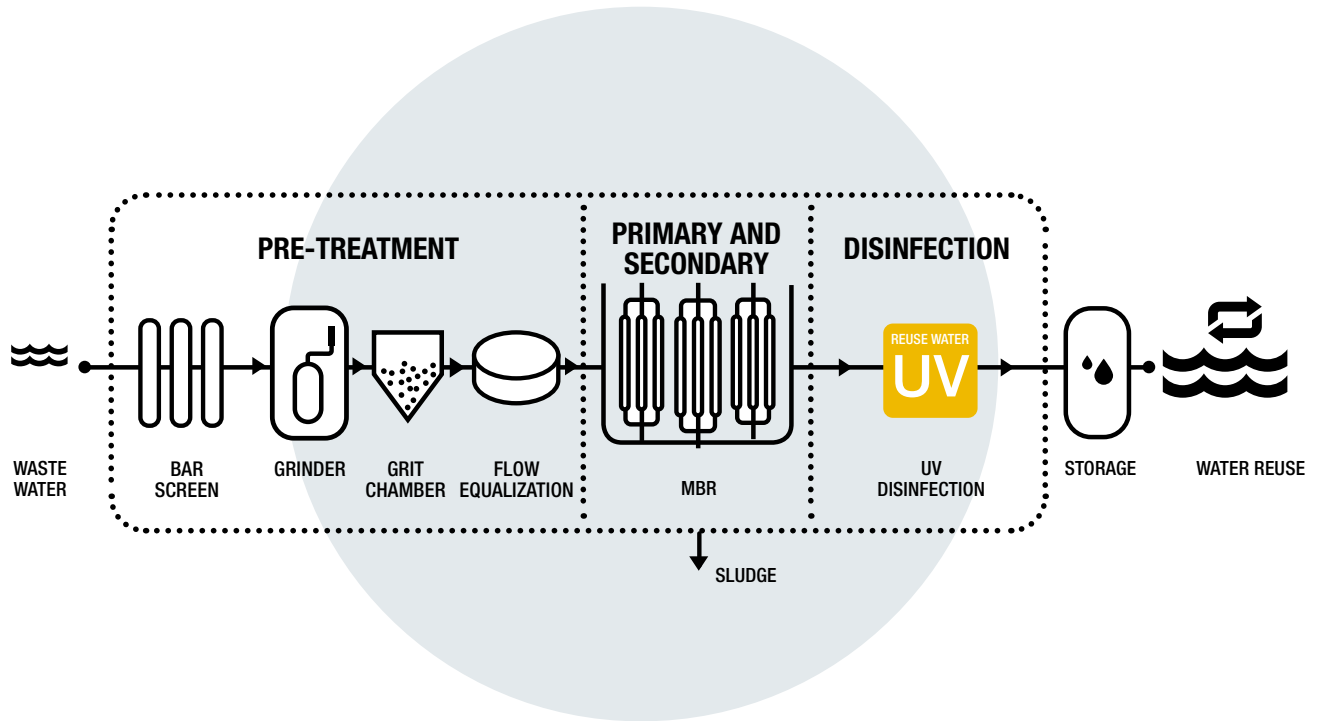


hanovia



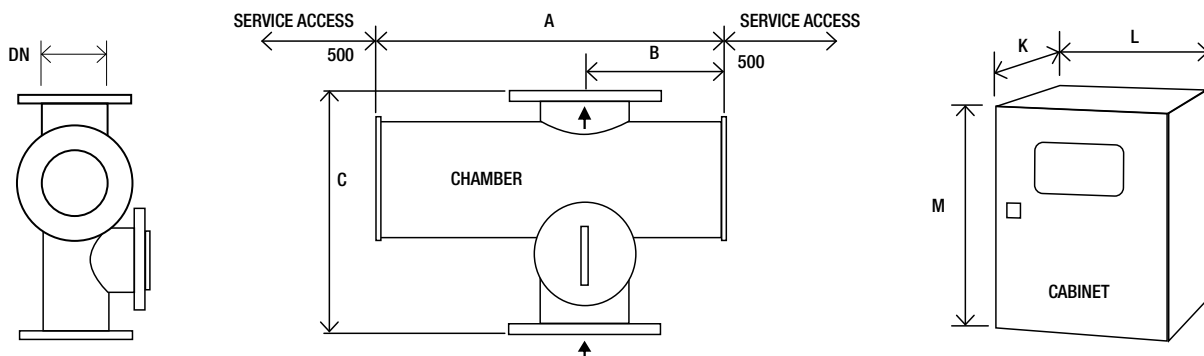
aquionics

Potential location of the ProLine PQ WW IL™



KEY FEATURES	WHAT IT GIVES YOU	BENEFITS FOR YOU
INTELLIGENCE		
Dry DVGW approved UV sensor measuring germicidal wavelengths	Continuous verification of performance with real time RED dose reading and in-built low dose warning	Easy to monitor and log system performance
Flow and UV transmittance (UVT) meter inputs	Dose reading based on actual process conditions when meters are connected	Accurate UV dose reading guaranteed under wide range of operating conditions
OPTIMIZATION		
Third party validated UV systems tested in accordance with the National Water Research Institute for Water Reuse (NWRRI)	UV system dose equations and sizing have been independently derived	Confidence the system will perform as stated
UV waste water disinfection	Protects the environment from harmful microbiological contamination	No chemicals
Designed for reuse and waste water applications	Flanged connections, high standard internal finish	Designed to international standards
	Automatic wiper (quartz cleaning)	Self cleaning to maintain performance
	*Ultrawipe (chemically enhanced wiper)	Clean quartz sleeves despite high fouling potential
INTEGRATION		
Compact design	Can be retrofitted to existing process	Easy integration

* Option



				Dimensions (Inches)								Approx weight (lb)	
				Chamber				Cab.	Cabinet (fan cooled) ^a			Chamber	Cabinet
Model Number	Max. Power (kW)	No of lamps		A	B	C	DN	No ^{***}	K [*]	L	M ^{**}	Empty	Fan lb/pc
ProLine PQ WW IL 250	5.6	2		30.7	12.2	21.3	6	1	11.8	39.4	47.2	121	176
ProLine PQ WW IL 400*	11	4		30.7	12.2	18.3	6	1	11.8	39.4	47.2	121	220
ProLine PQ WW IL 1000	11	4		30.7	12.2	23.6	8	1	11.8	39.4	47.2	176	220
ProLine PQ WW IL 1250	16.5	6		30.7	12.2	23.6	8	1	11.8	47.2	47.2	176	364
ProLine PQ WW IL 4500	26	6		35.3	14.5	31.5	14	1	23.6	39.4	82.7	375	441
ProLine PQ WW IL 5000	35	8		35.3	14.5	31.5	14	1	23.6	47.2	82.7	375	507
ProLine PQ WW IL 7500	52	12		35.3	14.5	31.5	14	1 CC	15.7	23.6	78.7	375	287
								1 PC	23.6	47.2	82.7	683	
ProLine PQ WW IL 16000 ^b	78	12		41.4	17.6	35.4	19.7	1 CC	15.7	23.6	78.7	573	287
								2 PC	23.6	47.2	82.7	573	
ProLine PQ WW IL 18000 ^b	117	18		41.4	17.6	35.4	19.7	1 CC	15.7	23.6	78.7	595	287
								3 PC	23.6	47.2	82.7	573	

* Allow dimension L in front of cabinet for door opening and panel access.

** M dimension includes the space for the cabinet mounting brackets but you need to allow space below the cabinet for cable entry and access (minimum of 9.8").

*** CC: Control cabinet, PC: Power cabinet

^a Attention: the optional cabinet with A/C is bigger. Ask for dimensions.

^b NWRI bioassay with approval per CA DDW

All dimensions are approximate for clearance purposes only. We have a policy of continuous product development, exact drawings are available on request. All specifications are subject to change without notification. Your distributor or our account manager can advise on correct sizing and specification requirements.

UV CHAMBER	
Material:	StSt 316L / 1.4404
Internal finish:	< 0.8 µm Ra, welds ground out, electropolished and passivated
External finish:	Brushed to K280, electropolished and passivated
Process (mating) connections:	ANSI 150#
Drain connection:	BSP or NPT if ANSI flange
Air vent connection:	BSP or NPT if ANSI flange
End plate:	Removable end plate
Inspection hatch:	Removable plate
Degree of protection:	IP54 equivalent to NEMA 12
Wiper:	Automatic (electrically driven)
UV lamp:	Medium pressure
Quartz sleeve:	Pure quartz (F200)
Number of UV lamps:	See table above
Expected lamp life:	12,000 hours
Temperature sensor:	Yes
UV sensor:	Dry DVGW compliant UV sensor (one per chamber)
Working fluid temperature:	33.8°F to 140°F
Hydrostatically pressure tested:	Yes
Chamber mounting:	Flow horizontal or vertical (lamps horizontal only)
Operating pressure:	10 bar (positive pressure only) (UK: 6)
Seals:	EPDM, ADI free, EC 1935/2004, FDA 21 CFR 177.2600 approved

OPTIONS	
Document Support Pack	
Cabinet material: Stainless steel 304	
Cabinet material: Stainless steel 304 with air conditioning (41-122°F), IP66 (NEMA 4x), relative humidity <95% non condensing*	
Cabinet material: Stainless steel 316 with air conditioning slooping roof (41-122°F), IP66 (NEMA 4x), relative humidity <95% non condensing*	
Operation and Maintenance manual and printed Installation and Commissioning manual in Chinese, English, French, German and Spanish	
Flange options: ANSI 150, JIS, Table 'E', PN16	
Lead length: 65.6 ft and 95.1 ft	
In-field UV reference sensor kit	
Bleed: Valve with BSP connection or NPT if ANSI flange	
Operating pressure: Higher pressure available upon request	
Ultrawipe	
UL 508A shop approval	
Welder pack	

* See sales drawings for dimensions

OPTIONS (CONTINUED)	
Water level sensor: UV chamber full water detection	
Water leak detection: Detects water leaks from quartz sleeve	
Allen Bradley AB850 & UV Touch HMI	
CABINET (CONTROLLER UVTRONIC)	
Material:	Polyester coated carbon steel, RAL 7035
Degree of protection:	IP54 (NEMA 12)
Supply voltages:	PQ WW IL 250-1250: 200-277 V (+/-10%) (2ph L1,L2 or 1ph L1+N) PQ WW IL 4500-18000: 380-480 V (-5 to +10%), (3ph L1, L2, L3) 50/60 Hz
Operating temperature range:	41°F to 95°F
Relative humidity:	<85% non-condensing
Cooling fans:	Yes
Interconnecting cable:	32.8 ft
Variable power:	Variable power (70% reduction from maximum ballast power)

HMI / CONTROL	
Display:	4 line LCD, indicating system status including alarms
Operating menu:	3 levels (2 with password protection)
Fault finding:	Event log

CUSTOMER OUTPUTS	
4-20 mA passive output:	UV dose, ballast power
VFC outputs:	Standby in remote, system standby, system cooling down, any trip, any warning, UV dose failure, system ready, wiper failure, lamp failure, full water level detection water leak, water temperature warning, water and cabinet temperature alarm

CUSTOMER INPUTS	
4-20 mA active or passive inputs:	Flow meter and transmittance meter
VFC inputs:	Remote stop/start, remote clear message, remote wipe, remote set power high

CUSTOMER COMMUNICATIONS PORT	
Modbus RS 485 serial RTU for SCADA connection	

APPROVALS	
CE marked, NWRI validated (PQ WW IL 16000 and 18000 only)	



PROLINE PQ WW IL

Also available in our Waste Water product range...



PROLINE PQ WW AL

Range of amalgam products with NWRI validation for waste water reuse



PROLINE WW IL

Range of compact medium pressure products for waste water disinfection



www.weuvcare.com

BERSON, HANOVIA & AQUIONICS WORKING TOGETHER AS PART OF THE HALMA GROUP.

Netherlands

t: +31 40 2907777
e: sales@bersonuv.com

China

t: +86 21 61679599
e: china@hanovia.com

USA

t: +1 980 256 5700
e: sales@aquionics.com

Germany

t: +49 800 5892779
e: verkauf@hanovia.com

Malaysia

t: +60 16 440 8834
e: asia@hanovia.com

Canada

t: +1 980.256.5700
e: sales@aquionics.com

United Kingdom

t: +44 1753 515300
e: sales@hanovia.com

Mexico

t: +1 980.256.5700
e: sales@aquionics.com



A **Halma** company